



Team Statistics

		
First Downs	19	6
Rushing	10	3
Passing	8	2
Penalty	1	1
Rushes	38	26
Yards Gained (Net)	189	88
Average Gain	5.0	3.4
Passes Attempted	29	23
Completed	15	8
Percent Completed	51.7	34.8
Total Yards Gained	239	41
Passer Tackled	1	2
Yards Lost	1	11
Net Yards Gained	238	30
Yards Gained (Net) Per Pass Play	7.93	1.20
Yards Gained Per Completion	15.93	5.13
Net Yards Gained		
Rushing and Passing	427	118
Percent Total Yards - Rushing	44.26	74.58
Percent Total Yards - Passing	55.74	25.42
Ball Control Plays	68	51
Average Gain (Net)	6.3	2.3
Interceptions		
Had Intercepted	1	0
Yards Opponents Returned	59	0
Returned by Opponents for TD	1	0
Punts	6	11
Yards Punted	241	408
Average Yards Per Punt	40.2	37.1
Punt Returns	7	1
Yards Returned	48	3
Average Yards Per Return	6.9	3.0
Returned for TD	0	0
Kickoff Returns	1	4
Yards Returned	29	69
Average Yards Per Return	29.0	17.3
Returned for TD	0	0
Penalties	3	7
Yards Penalized	45	47
Fumbles	0	0
Lost	0	0
Total Points Scored	23	7
Touchdowns (Total)	2	1
Touchdowns Rushing	1	0
Touchdowns Passing	1	0
TD's on Returns and Recoveries	0	1
*Extra Points	2	1
Safeties	0	0
Field Goals	3	0
Field Goal Attempts	4	0
Percent Successful	75.0	0.00
Possession:	34:30	25:30
Third Down Efficiency	31.3	20.0

Individual Statistics



Rushing:

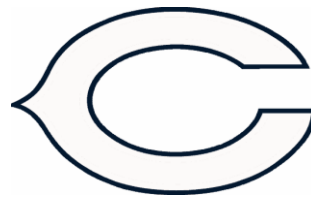
	Att	Yards	Avg.	Long	TD
Perkins	18	108	6.0	15	1
Baynham	6	15	2.5	5	0
Shy	7	22	3.1	10	0
Garrison	3	13	4.3	9	0
Norman	1	12	12.0	12	0
Morton	3	19	6.3	15	0

Receiving:

	Rec.	Yards	Avg.	Long	TD
Rentzel	3	68	22.7	37	0
B. Hayes	5	68	13.6	33	1
Baynham	1	19	19.0	19	0
Norman	1	38	38.0	38	0
Perkins	2	18	9.0	14	0
Homan	1	8	8.0	8	0
Shy	1	15	15.0	15	0
Garrison	1	5	5.0	5	0

Passing:

	Att	Com	Pct	Yards	TD	Long	Had Int.
Morton	29	15	51.7	239	1	38	1



Rushing:

	Att	Yards	Avg.	Long	TD
Piccolo	9	27	3.0	9	0
Bull	11	43	3.9	16	0
Concannon	3	14	4.7	5	0
Kurek	1	2	2.0	2	0
Hull	2	2	1.0	1	0

Receiving:

	Rec.	Yards	Avg.	Long	TD
Denney	1	8	8.0	8	0
Wallace	2	4	2.0	3	0
Bull	3	14	4.7	11	0
Lyle	2	15	7.5	10	0

Passing:

	Att	Com	Pct	Yards	TD	Long	Had Int.
Concannon	23	8	34.8	41	0	11	0

38	26
15	8
7	7.5
3	5.5
3.5	0.5
0.5	2

	67	49.5	117
0.575107296	0.424893		
34.50643777	25.49356		
0.506437768	0.493562		
30.38626609	29.61373		
0	30	30	
	34	25	
:	:	:	:
	34:30	25:30	
	34:30	25:30	